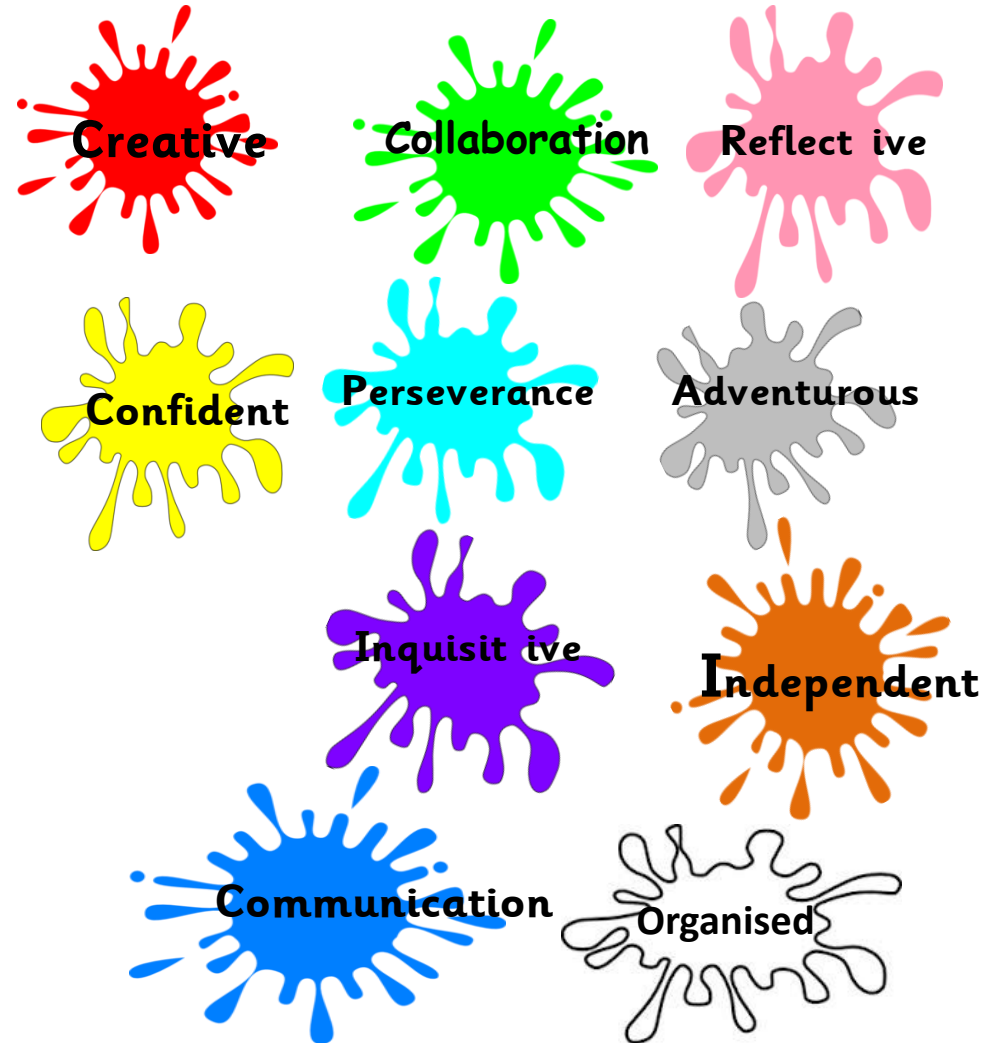




Elmwood Infant and Nursery School

Super Skills



A guide to help families develop their super skills at home.

What are Super Skills?

Super Skills are learning behaviours which help enable children to succeed in their learning, school life and future.

Ten Super Skills:

Creative

Communication

Collaboration

Confident

Perseverance

Independent

Inquisitive

Reflective


Organised

Adventurous

Inside this booklet, you will find definitions for each of the super skills and examples of activities you could do at home to help develop these skills.

Organised

Encouraging children to be organised in their own learning, thinking skills and to look after their belongings.



When you are at home, encourage your child/children to:

- Keep their school bags tidy and organised
- Organise any homework neatly in their books
- Put their things away
- Find and use any additional resources at home to help them do their homework, e.g. a number line or dictionary, etc...
- Keep their belongings safe at school (hats, jumpers, gloves).

Adventurous

Supporting children to take risks with their learning, trying something new and not being afraid to make mistakes.

When you are at home or out, encourage your child/children to:

- Have a go at trying something new, for example, using different equipment in the park
- Try new foods.



Collaboration

To work with a partner or in a group to complete a task.



When you are at home, encourage your child/children to:

- Work with siblings, friends, family members to complete a task together, e.g. making a cake, laying the table or building something
- Take turns and listen to others ideas.

Confident

Encourage children to have the belief that they can do something well or succeed at something.


When you are at home, encourage your child/children to:

- Complete activities which will develop their confidence and self esteem
- Praise their efforts
- Celebrate their achievements
- Take responsibilities
- Remember to take time to celebrate their strengths and successes.



Perseverance

Supporting children to stick at a task, keep trying and not give up. Developing an 'I can' attitude.



When you are at home, encourage your child/children to:

- Stick at a task / problem rather than give up
- Complete puzzles, jigsaws and problem solving activities
- Complete their homework even if they find it tricky
- Learn new skills—riding a bike, tying shoe laces, doing up buttons.

Independent

Enabling children to think and act for themselves.

When you are at home, encourage your child/children to:

- Get dressed on their own
- Tidy up after themselves
- Get their school bag ready for school
- Complete responsibilities at home such as, laying the table, hanging up their coat, looking after their belongings, putting their plate in the sink and putting their clean clothes away.



Inquisitive

Encouraging children to be curious, to ask questions and follow their own interests.



When you are at home, encourage your child/children to:

- Ask questions
- Develop their interests and answer questions by researching topics on the computer or in books.
- Visit the library and allow them to browse books around their Interests (dinosaurs, animals, transport).

Reflective

Encouraging children to think and talk about their own learning, feelings and actions.



When you are at home,

- Talk to your child about their day by asking them what they did
- Ask your child open questions which avoid yes or no answer
- Ask questions that start - Who, When, What, Why and How
- Ask children to use 3 stars and a wish, e.g. 3 things you did well at school and one thing they could improve.

Creative

Allowing children to express their imagination through music, dance, singing, drawing, painting and making.



When you are at home, encourage your child/children to:

- Use their imagination when playing
- Use a camera to take their own pictures
- Listen to and dance to different styles of music
- Make their own musical instruments
- Tell their own stories and dress up as different characters
- Share your own creative interests - cooking, dancing, drawing, painting.

Communication

To share ideas, information or feelings with another person by talking or writing.



When you are at home,

- Speak to your child in English and your home language
- Ask your child questions
- Ask your child about their day at school
- Retell stories or make up your own using pictures
- Get children to give you instructions or explain how to make something or explain how to play a game.